


Quarter Notes










Eighth Notes



Sixteenth Notes



| | |
|---|--|
|  | <u>Quarter note</u> - This note contains a Stem with no tail. |
|  | <u>Eighth note</u> - This note contains a Stem with a tail. |
|  | <u>Sixteenth note</u> - This note contains a Stem with a 2 lined tail. |
|  | <u>Cymbal note</u> - This note indicates a cymbal strike. |
|  | <u>Triplet</u> - When you see a small 3 above notes, this means it is a triplet. |
|  | <u>Ghost note</u> - The smaller notes are ghost notes. |
|  | <u>Bell note</u> - The diamond shape indicates a bell stroke. |

1. 

2. 

3. 

4. 

5. 

6. 

7. 

8. 

Play each of these beats on loop!

PRACTICE SHEET FOR LEARNING TO PLAY DRUM BEATS IN 6/8 TIME

The practice sheet consists of eight staves of musical notation in 6/8 time. Each staff begins with a treble clef and a 6/8 time signature. The notation includes various rhythmic patterns such as eighth notes, quarter notes, and eighth rests, often grouped with beams and 'x' marks above them to indicate specific drum sounds. A dynamic marking 'f' is present on the second staff. The eighth staff concludes with a double bar line and the notation '4x'.

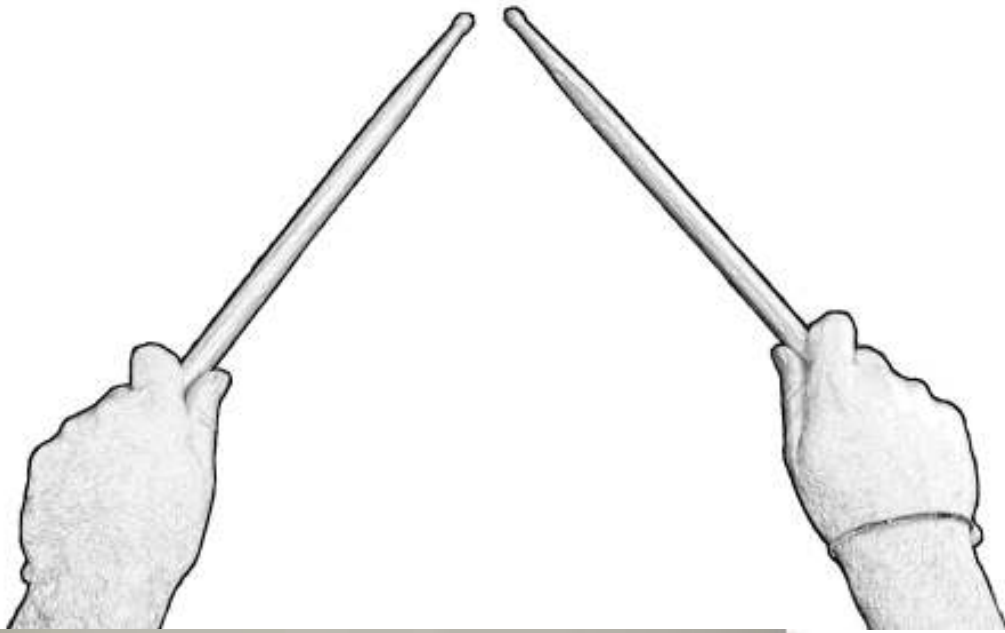


Figure 1



Figure 3





